

DESCRIPTION

The [intelligent tea withering machine](#) is mainly used in the withering process of tea production such as black tea, white tea, and herbal tea. Through the integrated intelligent control system, the temperature and time of withering can be accurately adjusted. Solve the problem of how to produce fine tea under bad weather conditions.

Compared with other companies' machines, our withering machine produced by our company is detachable, can be folded when not in use, has a small footprint, and has low transportation costs. It is one of the indispensable equipment in the production of high quality tea.

ADVANTAGE

1. This tea withering machine is suitable for processing black tea, also can process green tea, white tea and oolong tea;
2. The use of advanced integrated circuits, time and temperature control at a glance;
3. The temperature of the box wind can be controlled, and the withering process can be adaptively adjusted in different seasons, so that the withering process of the fine black tea becomes simpler.

APPLICATION

[Tea Leaves Withering Machine](#) is suitable for processing black / green / oolong / white / herbal tea, the following is the working time required for the above tea production.

Type Of Tea	Working Time
Black Tea	3-6 Hours
Green Tea	0.5-1 Hours
White Tea	12-16 Hours
Oolong Tea	2-4 Hours
Herbal Tea	0.5-1 Hours

The above data is for reference only, and the specific processing time shall be determined according to the actual situation.

SPECIFICATION

[Black Tea Withering Machine](#) specification list:

Model	DL-6CWD-580
Dimension	5800*1000*1050 mm
Voltage	380V 50HZ
Heating element	Heating wire
Total heating power	15 KW

Heating element group	3 Group
Fan power	250 W
Motor speed	2200 rpm
Rated voltage	220 V
Disk size	980×5000×200 mm
Output	100 kg/batch

Specification of all of [Tea Leaves Withering Trough](#).

Model	6CWD-250	6CWD-580	6CWD-1090
Withering Area	2.5 m ²	5.0 m ²	10m ²
Heating Power	9 kw	15 kw	18 kw
Capacity	50kg	100kg	200kg

If you have special need, it can be customized according to the needs of customers.

DETAILS



The withering machine head and the withering trough of the [tea withering machine](#) can be disassembled, and the [withering trough](#) adopts the assembling structure, which only needs 1/10 of the original volume in the transportation process, and the shipping freight can be saved by 90%. The time and temperature can be set intelligently, help you process the best


quality tea!




The heating function of withering machine adopts ultra thick electric heating wire, which has high heating efficiency and 50% longer service life.



Slope type bottom plate can ensure enough air flow at the tail to ensure the evenness of withering.



Fine stainless steel mesh plate is adopted to ensure the air volume and screen out the very small broken leaves.



Large air volume vacuum axial flow fan, with large air volume, ensures that hot air can be blown into the whole withering trough, with adjustable speed and stable operation without noise.

PHOTOS

Assistant
...Deli Tea Machine

1. 15kw
2. 5m²

Tea Withering Trough DL-6CWD-580



Power : 15 kw
Withering Area 5m²
Capacity 200 kg / batch
With Hot Air Blowing in
Temperature Adjustable

L:580cm W:100cm H:105cm


Website: delijx.com Email: info@delijx.com
WhatsApp/ WeChat/ Tel: 0086-18120033767

 **Assistant**
Deli Tea Machine



DELIJX.COM





CONTACT

If you are interested in this product, please contact us to get the price.



↑ ↑ Click the icon to get the latest price directly ↑ ↑



Quanzhou Deli Agroforestrial Machinery Co., Ltd.

12# Dongqing Road, Chengxiang Town,

Anxi County, Quanzhou, Fujian, China (Mainland)

WhatsApp / WeChat: 0086-18120033767

Email : info@delijx.com

Web: www.delijx.com

↓ ↓ You can also leave your contact information at the bottom.
We usually contact you in about 10 minutes ↓ ↓